






Need to raise some dough?



VIP Fundraising is your *exclusive* source for delicious **Butter Braid®** pastries and **Classic Breaks** cookie dough.

5 Steps to a Successful VIP Fundraiser

	<p>STEP 1 ?</p>	<p>Plan your fundraiser. Contact us to schedule the dates of your fundraiser. Give us the information to custom print your order forms. Request free samples for your new group. Choose an incentive plan to motivate more sellers to participate and to increase the number of items sold per seller. Have a specific <u>V</u>ery <u>I</u>mportant <u>P</u>urpose for your fundraiser. Go to "Tips & Tools" section at www.VIPfundraising.com and put together a plan by selecting and customizing the tools that will work best for your group.</p>
	<p>STEP 2 ?</p>	<p>Have an enthusiastic kick-off for your fundraiser. Pass out the order forms to your group members and parents. Be sure to motivate your groups by discussing both group and individual goals. Fundraisers typically last 2 weeks. Encourage participants to taste your freshly-baked, free samples. It's a lot easier to sell something you are excited about!</p>
	<p>STEP 3 ?</p>	<p>Promote your fundraiser. Brainstorm ways to let everyone in the community know about your fundraiser (Facebook, email, web sites, letters to parents, school signs, yard signs, flyers around town, phone bank, radio announcements, samples, workplace of parents, churches, etc.). Good communication (with sellers, parents, community) is critical for a successful fundraiser. Ask about our email tools.</p>
	<p>STEP 4 ?</p>	<p>When finished selling, collect order forms and money. Deposit the money into your group's bank account. Make sure the order forms have the seller's name, phone number, and correct totals for each column. If you have a large group, it helps if the forms are sorted alphabetically, by class, or by teacher's last name. Be sure to keep order forms. We use them at delivery to sort the orders.</p> <p>Give us the totals for each flavor by end of day on Friday. Download the Order Calculator. This Excel spreadsheet is a great tool and will help you keep an accurate count. Save it to your computer. Fill it out and email it back to us. It only take about 60 seconds per seller. Problems? Just email or call in the totals.</p> <p>Confirm delivery details and ask any remaining questions you may have. We will email you an invoice once we have your final totals.</p>
	<p>STEP 5 ?</p>	<p>At delivery, have your order forms, volunteers and a few long tables ready to break down your order. We will assist you with this assembly line process. It's fun and easy! Have a check ready at delivery payable to: VIP Fundraising, Inc.</p> <p>WOW! That's all there is to it! Simple, fun and profitable.</p>



WE SINCERELY APPRECIATE THIS OPPORTUNITY TO SERVE YOU



VIP Fundraising, Inc. | Phone: (888) 769-9020 | Email: info@VIPfundraising.com | Web: www.VIPfundraising.com